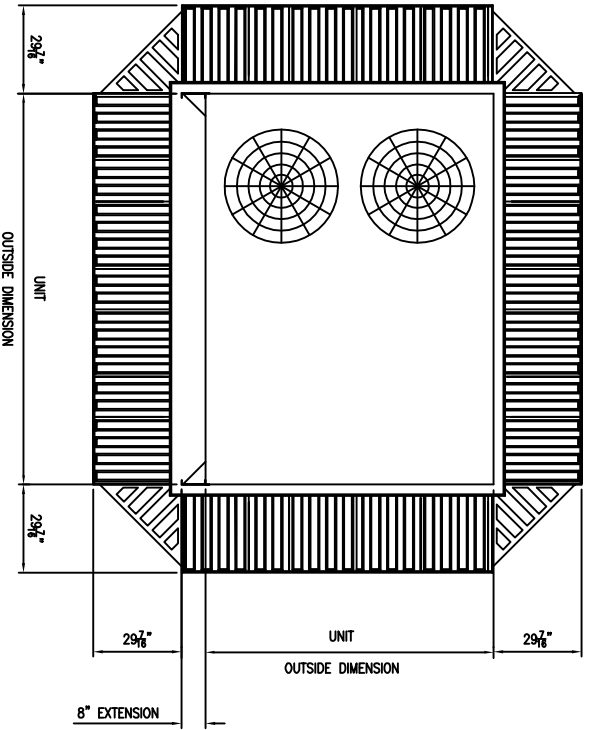
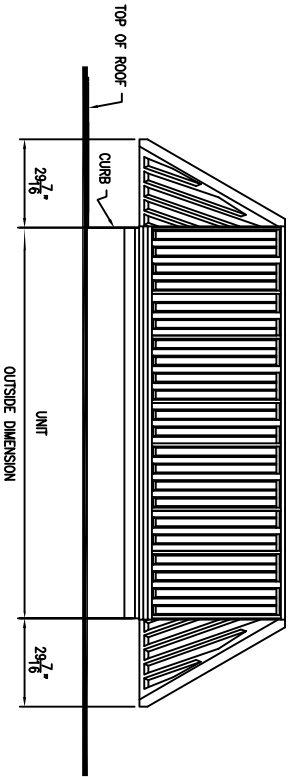


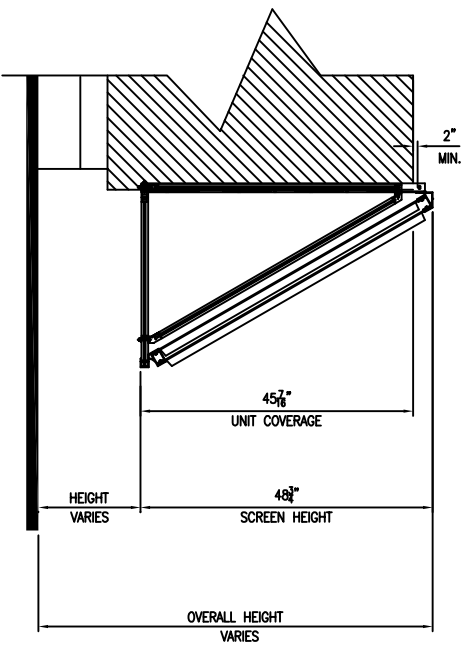
52" CANTED STYLE ENVISOR  
FOOTPRINT



52" CANTED STYLE ENVISOR  
ELEVATION



52" CANTED STYLE ENVISOR  
SECTION



NOTE: The Screen System shown corresponds to a typical construction of the Envisor 52" Canted Style using Flat Rib Panels. This drawing is intended to illustrate general dimensions of the Envisor System when installed on an average Roof Top Unit. Dimensions and specifications of the system can vary depending on the RTU's location to each other and performance characteristics.

**cityscapes**  
architectural innovations

4200 LYMAN COURT  
HILLIARD, OH (614) 850-2549

THIS IS AN ORIGINAL UNPUBLISHED DRAWING SUBMITTED FOR YOUR PERSONAL USE IN CONNECTION WITH A PROJECT BEING PLANNED FOR YOU BY CITYSCAPES INTERNATIONAL, INCORPORATED. IT IS NOT TO BE REPRODUCED, EXHIBITED, OR FABRICATED IN ANY FASHION WITHOUT PERMISSION FROM AN AUTHORIZED OFFICER OF THE COMPANY.

| PROJECT DESCRIPTION      |                | REVISION REF.# AND DATE |     | SCALE             |  |
|--------------------------|----------------|-------------------------|-----|-------------------|--|
| ENVISOR 52" CANTED STYLE |                |                         |     | 3/16" = 1'        |  |
| PROJECT DESCRIPTION      |                | PAS                     |     | SHEET 1 OF 1      |  |
| GENERAL SPECIFICATIONS   |                | 02/05/04                |     | DRAWN BY PAS      |  |
| CLIENT                   | CONTACT PERSON | WORK ORDER #            |     | CHECKED BY        |  |
| ADDRESS                  | CITY           | STATE                   | ZIP | DATE FILE CREATED |  |
| JOB SITE LOCATION        |                |                         |     | DWG FILE #        |  |
| ADDRESS                  | CITY           | STATE                   | ZIP | 100038            |  |