

CityScapes®
ARCHITECTURAL
INNOVATIONS

covrit®

ENCLOSURES & GROUND SCREENS



GREAT DESIGN COVERS EVERYTHING

COVRIT® ENCLOSURES BLEND SO SEAMLESSLY INTO YOUR PROJECT'S
ARCHITECTURE, YOU'LL FORGET THEY'RE EVEN THERE. THAT IS—UNTIL SOMEONE
ASKS WHERE THEY CAN GET ONE, TOO.

covrit® enclosures

SEAMLESS AESTHETICS | SMART ENGINEERING | UNMATCHED DURABILITY

BUILD AMERICA BUY AMERICA



INTRODUCING

PREMIUM ROOFED COLLECTION

COVRIT® ENCLOSURES

MUNICIPALITIES ARE INCREASINGLY REQUIRING ROOFED ENCLOSURES FOR DUMPSTERS AND WASTE AREAS. COVRIT'S FULLY ROOFED SYSTEM IS A ONE-STOP SOLUTION THAT'S EASY TO INSTALL, LOW-MAINTENANCE, AND BUILT TO LAST.

ARCHITECTURAL CONSISTENCY

DESIGNED TO MATCH YOUR BUILDING AESTHETICS.

EASY PERMITTING

PRE-ENGINEERED SOLUTIONS THAT SIMPLIFY APPROVALS.



EFFORTLESS ELEGANCE

SLEEK, ROBUST, SEAMLESSLY INTEGRATED



ENCLOSURES THAT MAKE AN ENTRANCE

FULLY CUSTOM OPTIONS

DUMPSTER ENCLOSURES DON'T HAVE TO BE AN AFTERTHOUGHT WITH COVRIT®, THEY BECOME PART OF THE DESIGN - ENHANCING AESTHETICS WHILE MEETING EVERY FUNCTIONAL NEED.

DESIGNED TO COMPLEMENT ANY PROJECT

OUR ENCLOSURES BLEND SEAMLESSLY WITH YOUR BUILDING'S AESTHETIC, ENHANCING CURB APPEAL.



COVRIT® GOES BEYOND CONCEALMENT — IT REDEFINES OUTDOOR STORAGE.

IT'S NOT JUST WHAT YOU COVER—IT'S WHAT YOU CREATE. DESIGNED TO COMPLEMENT ARCHITECTURAL AESTHETICS, OUR SYSTEMS PROVIDE SEAMLESS INTEGRATION INTO YOUR PROJECT WHILE ENHANCING ITS OVERALL APPEAL.



DESIGNED TO IMPRESS. ENGINEERED TO COMPLY.



covrit® enclosures

STANDARD MODELS

COVRIT® ENCLOSURES WORK FOR ANY SIZED PROJECT, BUDGET, OR PROPERTY.

1100 SERIES



SINGLE
MODEL 1111
(11'D X 11'W X 8'H)



SINGLE WITH WALK-IN
MODEL 1111ADA
(11'D X 16'W X 8'H)



DOUBLE
MODEL 1122
(11'D X 22'W X 8'H)

CUSTOM
SIZE & FINISH
AVAILABLE

1300 SERIES



SINGLE
MODEL 1313
(13'D X 13'W X 8'H)



SINGLE WITH WALK-IN
MODEL 1313ADA
(13'D X 16'-6"W X 8'H)



DOUBLE
MODEL 1326
(13'D X 26'W X 8'H)

CUSTOM
SIZE & FINISH
AVAILABLE

PREMIUM ROOFED COLLECTION

DESIGNED TO COMPLEMENT, NEVER COMPETE

1111R SERIES



SINGLE
MODEL 1111R
(11'D X 11'W X 10'4.5"H)

1122R SERIES



DOUBLE
MODEL 1122R
(11'D X 22'W X 10'4.5"H)

CUSTOM



FULLY CUSTOMIZABLE
ENCLOSURES
(CUSTOM OPTIONS)

CUSTOM
SIZE & FINISH
AVAILABLE

OUR SERIES OF VARYING MODEL SIZES CAN BE UTILIZED RIGHT OUT OF THE BOX. OUR STANDARD ENCLOSURES RANGE IN SIZE FROM 11'D X 11'W TO 13'D X 26'W, AND WE ALSO OFFER CUSTOMIZABLE SIZES TO MEET YOUR SPECIFIC NEEDS.

DURABLE, HIGH-QUALITY, AND REQUIRE VIRTUALLY ZERO MAINTENANCE.



20+ WAYS TO ELEVATE YOUR AESTHETIC

PANEL SCREENING COLLECTION

ARCHITECTURAL FREEDOM STARTS WITH CHOICE. WHETHER YOUR PROJECT CALLS FOR SLEEK MODERN LINES, WARM NATURAL TEXTURES, OR PERFORATED METAL ACCENTS, WE'VE GOT A PANEL THAT FITS.

DIGITALLY PRINTED GRAPHICS

Perforated metal for contemporary, industrial aesthetics.
Over 20 panel styles that can be customized to fit your vision.

Visit our website for more options.



PRECISELY TAILORED,
BEAUTIFULLY INTEGRATED
CUSTOM BRANDING OPTIONS, INCLUDING DIGITAL PRINTING.



STANDING STRONG AGAINST WEATHER AND NOISE

INFILLS & MATERIALS

WHY ALUMINUM?
LIGHTER. SMARTER.
BUILT FOR THE FUTURE.

EFFORTLESSLY FORM INTRICATE SHAPES AND
SLEEK PROFILES STEEL SIMPLY CAN'T MATCH.
IT'S EASIER TO HANDLE, SIMPLER TO INSTALL,
AND REQUIRES MINIMAL MAINTENANCE,
DELIVERING SOPHISTICATED AESTHETICS AND
LASTING DURABILITY.



MORE THAN JUST A
PRETTY FACE



WHETHER YOU'RE SCREENING HVAC UNITS, SECURING LOADING DOCKS, OR CREATING STYLISH ENCLOSURES, OUR MODULAR SOLUTIONS DELIVER LASTING DURABILITY AND EXCEPTIONAL LONG-TERM VALUE.

ENGINEERED FOR STRENGTH – PROFESSIONAL-GRADE EXTRUDED ALUMINUM FRAMES.
QUICK INSTALLATION – SURFACE-MOUNTED AND EASY TO SET UP.
OVER 20 PANEL DESIGNS AND ENDLESS CUSTOMIZATION.

ENGINEERED OR NATURAL WOOD INFILLS



HORIZONTAL
PLANK
(STANDARD
STIFFENER)



VERTICAL PLANK
(STANDARD
STIFFENER)



VERTICAL PLANK
(WIDE STIFFENER)



HORIZONTAL
PLANK
(WIDE STIFFENER)



VENTILATED
PLANKWALL



HORIZONTAL
PLANK STANDARD
STIFFENER
(NATURAL CEDAR)



VERTICAL PLANK
STANDARD
STIFFENER
(NATURAL IPE)



HORIZONTAL
PLANK STANDARD
STIFFENER
(NATURAL
TIGERWOOD)



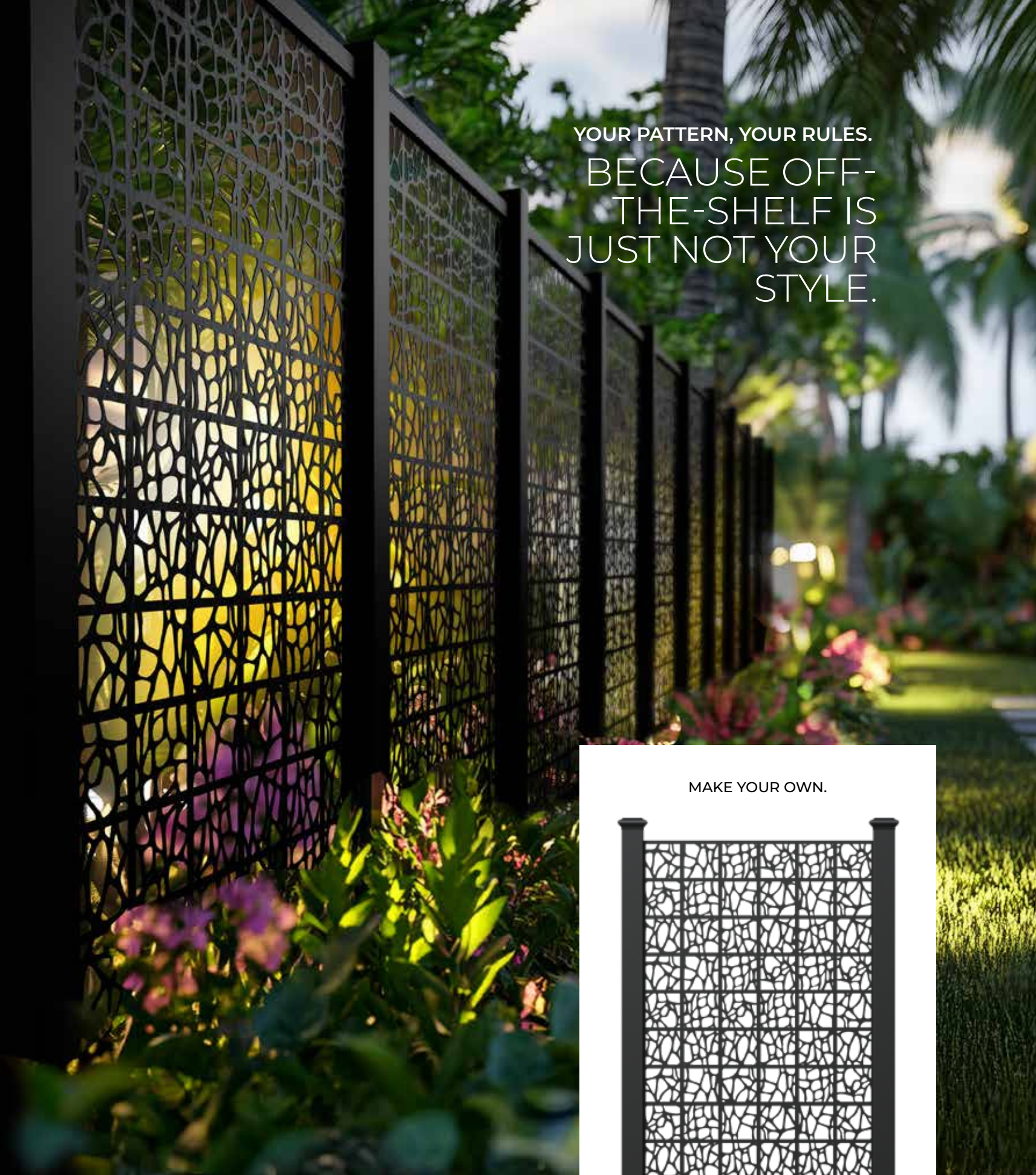
VERTICAL PLANK
WIDE STIFFENER
(NATURAL
CUMARU)




HORIZONTAL
PLANK
WIDE STIFFENER
(NATURAL
GARAPA)

TIMELESS ELEGANCE, MODERN PERFORMANCE

AUTHENTIC, LUXURIOUS APPEAL: CHOOSE FROM PREMIUM HARDWOOD
OPTIONS LIKE CEDAR, IPE, TIGERWOOD, GARAPA, AND CUMARU, EACH
CAREFULLY SELECTED TO ENSURE SUPERIOR QUALITY AND VISUAL IMPACT.



MAKE YOUR OWN.



METAL INFILLS



7.2 RIB



TRUE LOUVER



PLANAR



7.2 RIB VERTICAL



PERFORATED 7.2
RIB

SLATWALL



1X1 SLAT WALL



1X2 SLAT WALL



1X4 SLAT WALL




1X6 SLAT WALL




VARYING SLAT
WALL

LASER CUT PATTERN (MAKE YOUR MARK—LITERALLY)




ARROWS INFILL




BLOCKS INFILL



LINEAR INFILL



MORSE CODE
INFILL



CUSTOM DESIGN
INFILL


VERSATILITY & CREATIVITY: IDEAL FOR GATES, SCREENS, WALLS,
OUR INFILLS GIVE ARCHITECTS AND DESIGNERS UNMATCHED
FLEXIBILITY AND CREATIVE FREEDOM.



TRANSFORM
ORDINARY
SPACES INTO
VIBRANT,
LIVING
MASTERPIECES

NATURESCREEN®


NATURESCREEN® INFILLS



NATURESCREEN®
DMT
(DOUBLE MESH
TRELLIS)



NATURESCREEN®
GMT
(GRAPHIC MESH
TRELLIS)



NATURESCREEN®
SMT
(SINGLE MESH
TRELLIS)



NATURESCREEN®
SMT E
(SINGLE MESH
TRELLIS E)

VERSETTA STONE



VERSETTA STONE
(TIGHT CUT)




VERSETTA STONE
(LEDGESTONE)

SUSTAINABLY STUNNING

ARCHITECTURAL BACKDROPS

COMBINE SUSTAINABILITY WITH VISUAL APPEAL. COVRIT'S ECO-FRIENDLY NATURESCREEN® CREATES A BEAUTIFUL, GREEN STATEMENT THAT ALIGNS PERFECTLY WITH YOUR SUSTAINABILITY GOALS.



TAILORED
PERFECTION. EVERY
PROJECT, EVERY TIME.

MEET TOUGHGATE® – THE GATE THAT DOESN'T FLINCH.

BUILT LIKE A TANK BUT DRESSED TO IMPRESS, THIS IS THE ENTRYWAY THAT SAYS, "YEAH, I'M SECURE—AND I LOOK GOOD DOING IT." TOUGHGATE® DELIVERS DURABILITY WITH UNDENIABLE SWAGGER. SLAM IT. LOVE IT. CUSTOMIZE IT. THIS IS YOUR PROJECT'S FIRST IMPRESSION—AND TOUGHGATE® MAKES IT UNFORGETTABLE.

SURPRISES
HAPPEN.
COVER YOUR
DUMPSTER.



DESIGNED TO IMPRESS. ENGINEERED TO COMPLY.

covrit® enclosures

BUILD AMERICA BUY AMERICA ACT (BABAA) CERTIFIED

CityScapesInc.com | ARCHITECTURAL INNOVATIONS

(877) 727-3367

Bids@cityscapesinc.com

