



NatureScreen is the strongest, most durable, innovative trellis system available today. We offer a variety of styles including the standard Double Mesh Trellis (DMT), a Graphic Mesh Trellis (GMT), and our newest and most economical Single Mesh Trellis (SMT/SMT E) system. All of our trellis systems can include our optional lighting packages for 24/7 enjoyment of your plant screens.



FEATURES & BENEFITS

◆ Available in three distinct styles:

Double Mesh Trellis - **DMT**

Graphic Mesh Trellis - **GMT**

Single Mesh Trellis - **SMT/SMT E**

◆ **Extruded Aluminum Frames** provide a strong foundation for plants to thrive.

◆ Industry leading **10ga, 8ga or 6ga Wire Mesh is 50% - 125% thicker** for added strength.

◆ **Complete Project Management** from Concept to Installation

◆ **Manufactured In-House** in our state-of-the-art Central Ohio facility

◆ **Nationwide Turnkey Installation**


FEATURES & BENEFITS

◆ **Stainless Steel Mesh** for elegance beyond the ordinary


◆ **Integrated LED Lighting Packages** for 24/7 enjoyment

◆ **Integrated Plant Mister Systems**


SHAPES




SQUARE/RECTANGLE



ARCHED TOP



CUTOUTS




GEOMETRICS



ARBORS

MOUNTING




WALL MOUNTED




BETWEEN POSTS
& FENCE LINES



INTEGRATED
PLANX PLANTERS




FREESTANDING
CUSTOM SHAPES



CORNER SYSTEMS


WIRE MESH

2X2




STANDARD MESH

2X4



1X3



4X4



CUSTOM MESH

TRELLIS SYSTEM OPTIONS

naturescreen® DMT




NatureScreen Double Mesh Trellis (DMT) sets the standard for an attractive, versatile, durable trellis system. DMT systems have been integrated into a variety of installations including parking garages, freestanding feature wall and numerous wall mount projects throughout the country.

naturescreen® GMT



Our innovative Graphic Mesh Trellis (GMT) System brings your NatureScreen to life from the day it's installed! Plant graphics provide year round greenery in those seasonal environments. Choose from our selection of graphics or design your own lifestyle background. Optional lighting packages are also available for 24/7 enjoyment.

naturescreen® SMT/SMT E



SMT - The new Single Mesh Trellis (SMT) systems bring a contemporary, modern appearance to your projects looking for a minimalistic design element. Our single layer 6ga (.192") wire mesh captured in a heavy walled extruded aluminum frame will give even the hardiest of climbing vines the support they need to thrive.

SMT E - The new Single Mesh Trellis E (SMT E) system provides the same properties of the SMT above in an economical 8Ga (.162) wire mesh for a cost saving price point advantage.



Common Color Options

NatureScreen is most often ordered in one of the six colors below. Want something unique? Provide a sample, RAL or PMS number and we will color match to your specifications.



WHITE SATIN



BLACK
TEXTURED



CITY GREEN
TEXTURED



CITY BROWN
TEXTURED



SILVER SATIN



NIGHTHAWK
TEXTURED






*Please provide Sherwin-Williams,
Benjamin Moore, PPG, RAL or PMS
for custom color matching.*



Custom Graphics

Keep your space looking green – even out of season – or create a custom marketing message on one side while your plants grow on the other. Provide us with your artwork or let our Graphics Team assist you.



NATURESCREEN® LIGHTING OPTIONS

Very few architectural features enhance building components as much as strategically placed lighting. That's why we have designed all of our trellis systems with lighting in mind. You can choose from energy efficient integrated LEDs or clever cantilevered lights to add that final perfect highlight to your projects.

Integrated LEDs

Add that final touch to our trellis systems with long-lasting and energy-efficient LED lighting. Our LED lighting is thoughtfully integrated into the trellis systems, providing highly attractive side/down lighting that will hold up to the elements.



Cantilevered Lights

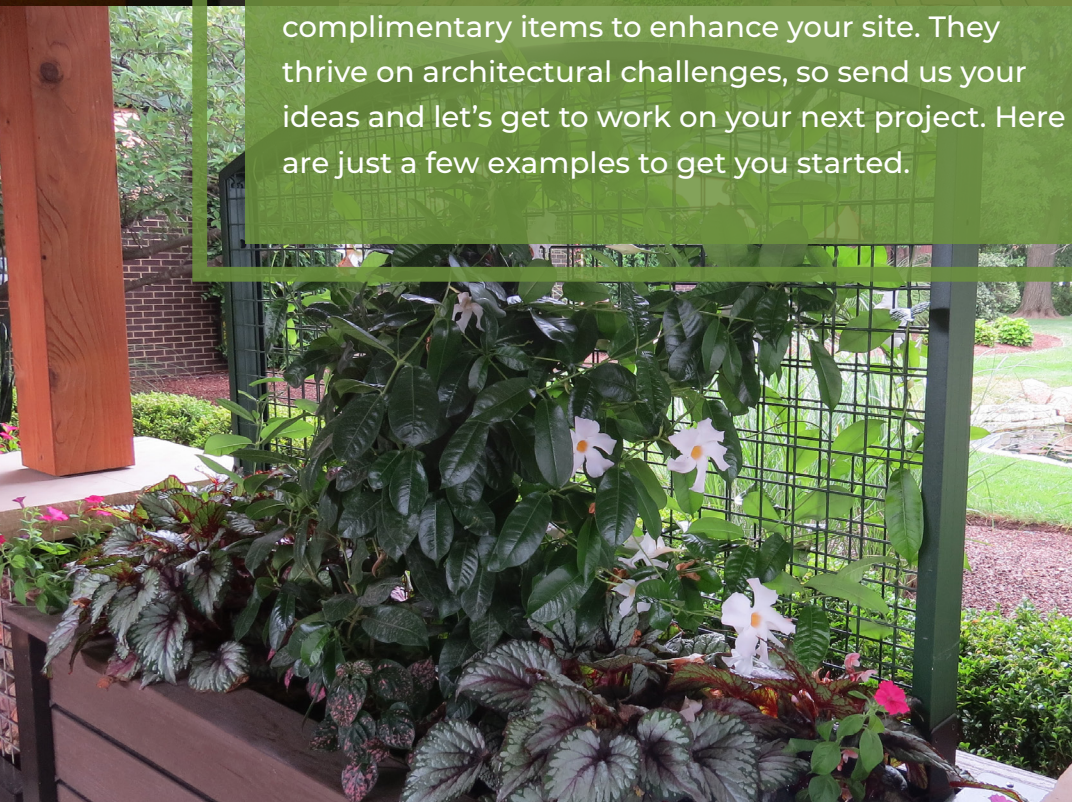
Visual interest can be achieved with the use of cantilevered lights. Lights can be wall mounted above the trellis or integrated into each unit, with numerous styles to choose from. Our favorite is the timeless look of the integrated goose-neck or barn light.





ENHANCEMENTS

The R&D Team at CityScapes is continually innovating complimentary items to enhance your site. They thrive on architectural challenges, so send us your ideas and let's get to work on your next project. Here are just a few examples to get you started.





POST SURROUNDS

We developed an easy to install Post Surround or Column Wrap system that adds visual interest to existing posts or columns. Utilizing our heaviest weight, stainless steel mesh with a proprietary two-piece top and bottom retainer, the surrounds can be installed quickly with minimal tools. Fill the mesh with river rock or stones to enhance an entry way, lobby or sign post.

COVRIT® WALLS

Our trellis systems can be integrated into our popular Covrit wall Systems. Create a beautiful alternative to traditional fencing with a series of post mounted trellises or add a unique look by alternating trellis sections with our Plankwall product line. For more information about our Covrit Wall Systems, visit our [Covrit Walls & Gates page](#).



PLANX® PLANTERS

Our DMT and SMT/SMT E Trellises are the perfect complement to our Planx Planter product line. These unparalleled raised planters are designed with style, versatility and zero maintenance in mind. They are even backed by an industry-leading 20-year warranty. They make the perfect addition to walkways, building entryways, rooftop gardens and restaurant patios.

CityScapes®

ARCHITECTURAL INNOVATIONS

Since 1997, we've been committed to providing our customers with superior products for their architectural projects while continuing to innovate with their needs in mind.

We design, develop and manufacture elegant, code-compliant architectural products that enhance the appearance of any project. All CityScapes products are made in the U.S.A. using professional-grade material and a highly skilled workforce.

TURN-KEY SERVICES

- IN-HOUSE DESIGN
- SINGLE POINT OF CONTACT
- STATE-OF-THE-ART MANUFACTURING FACILITY
- NATIONWIDE INSTALLATION

Contact our customer service representatives for more information at (877) 727-3367 or contact@cityscapesinc.com

Envisor® | Covrit® | ToughGate™ | NatureScreen® | Planx® Planters

